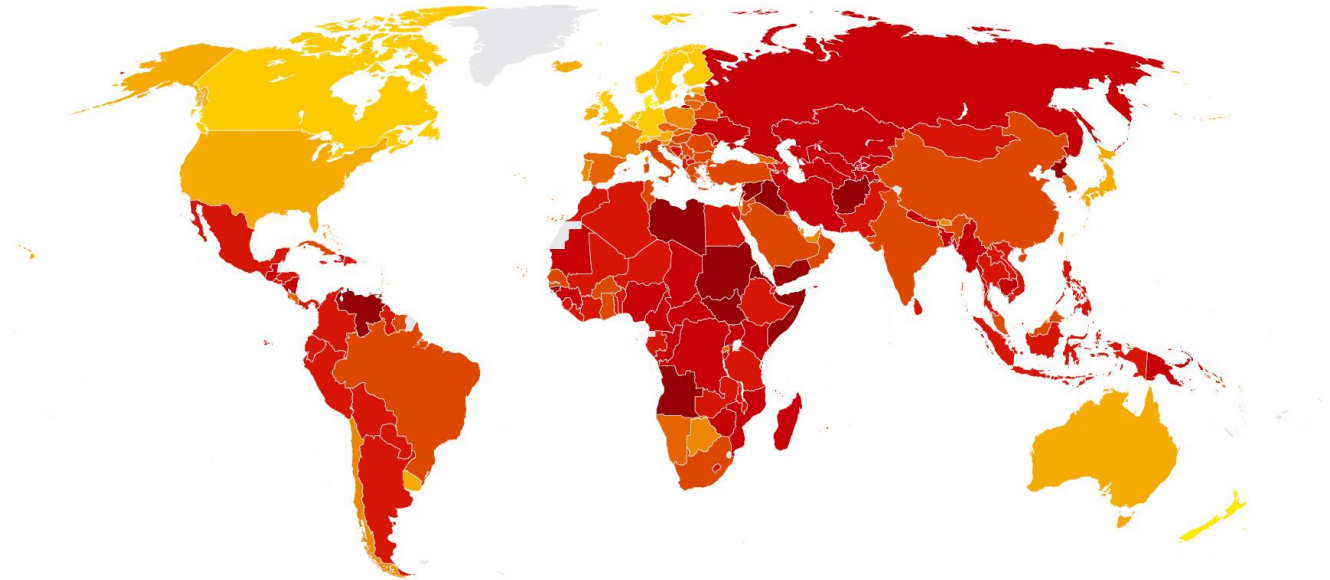


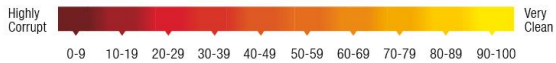


CORRUPTION PERCEPTIONS INDEX 2016

The perceived levels of public sector corruption in 176 countries/territories around the world.



SCORE



#cpi2016

www.transparency.org/cpi

This work from Transparency International, 2017 is licensed under CC BY-ND 4.0

* INDEKS PERCEPCIJE KORUPCIJE

www.transparency.org – što je?



globalno (176 zemalja)
agregirani indeks (13 pokazatelja)
percepcija (stručnjaci/ poslovni ljudi)
o korupciji (zlouporaba ovlasti za privatne svrhe)
u javnom sektoru (javni dužnosnici i institucije)


* INDEKS PERCEPCIJE KORUPCIJE 2016 – izvori podataka



Corruption Perceptions Index 2016: Full Source Description

13 data sources were used to construct the Corruption Perceptions Index 2016:

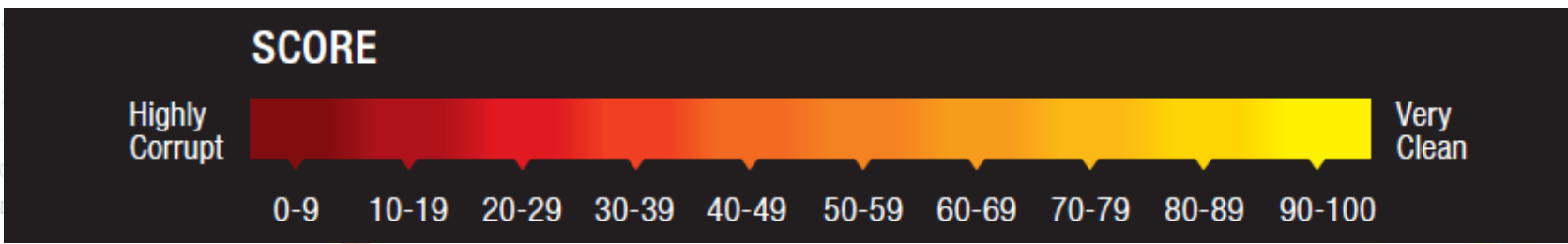
1. African Development Bank Governance Ratings 2015
2. Bertelsmann Foundation Sustainable Governance Indicators 2016
3. Bertelsmann Foundation Transformation Index 2016
4. Economist Intelligence Unit Country Risk Ratings 2016
5. Freedom House Nations in Transit 2016
6. Global Insight Country Risk Ratings 2015
7. IMD World Competitiveness Yearbook 2016
8. Political and Economic Risk Consultancy Asian Intelligence 2016
9. Political Risk Services International Country Risk Guide 2016
10. World Bank - Country Policy and Institutional Assessment 2015
11. World Economic Forum Executive Opinion Survey (EOS) 2016
12. World Justice Project Rule of Law Index 2016
13. Varieties of Democracy (VDEM) Project 2016



* INDEKS 2016: TOP TRANSPARENTNE DRŽAVE

RANG	DRŽAVA	INDEKS
1	DANSKA (Denmark)	90
2	NOVI ZELAND (New Zealand)	90
3	FINSKA (Finland)	89
4	ŠVEDSKA (Sweden)	88
5	ŠVICARSKA (Switzerland)	86

VERY CLEAN
9.0-
8.0-
7.0-
6.0-
5.0-
4.0-
3.0-
2.0-
1.0-
0-0
No

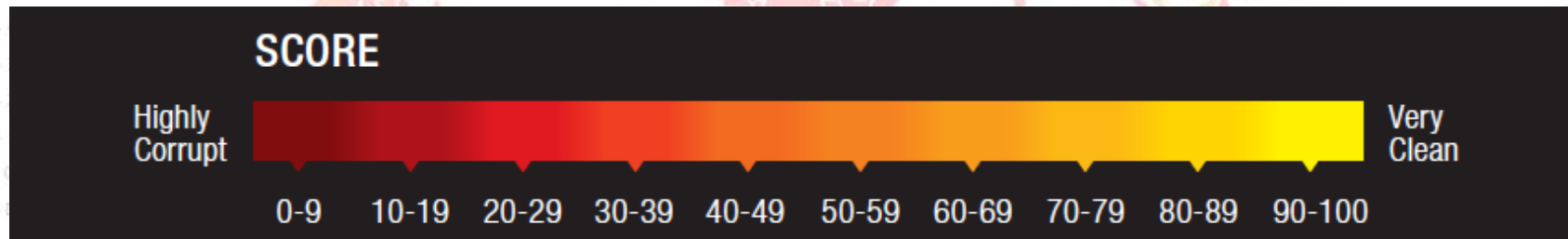


HIGHLY CORRUPT

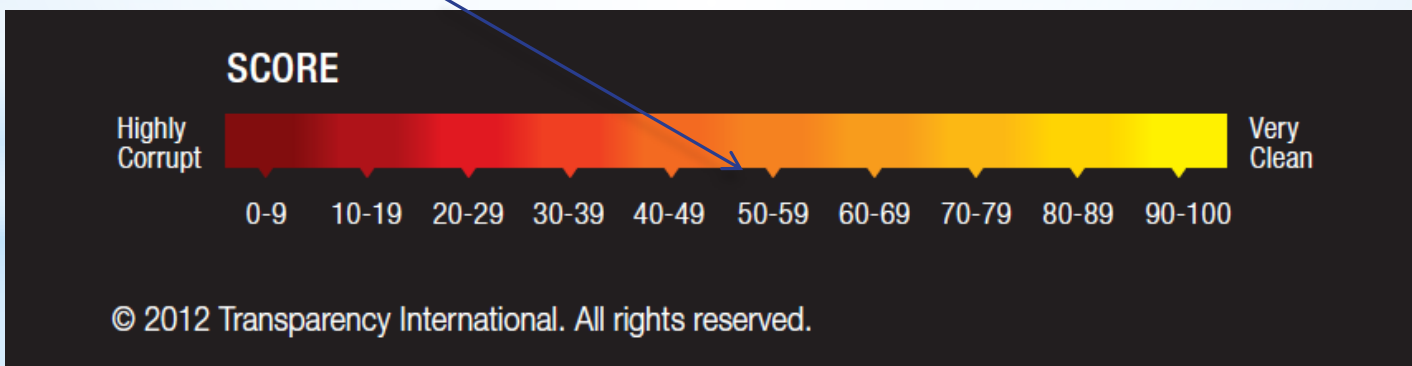
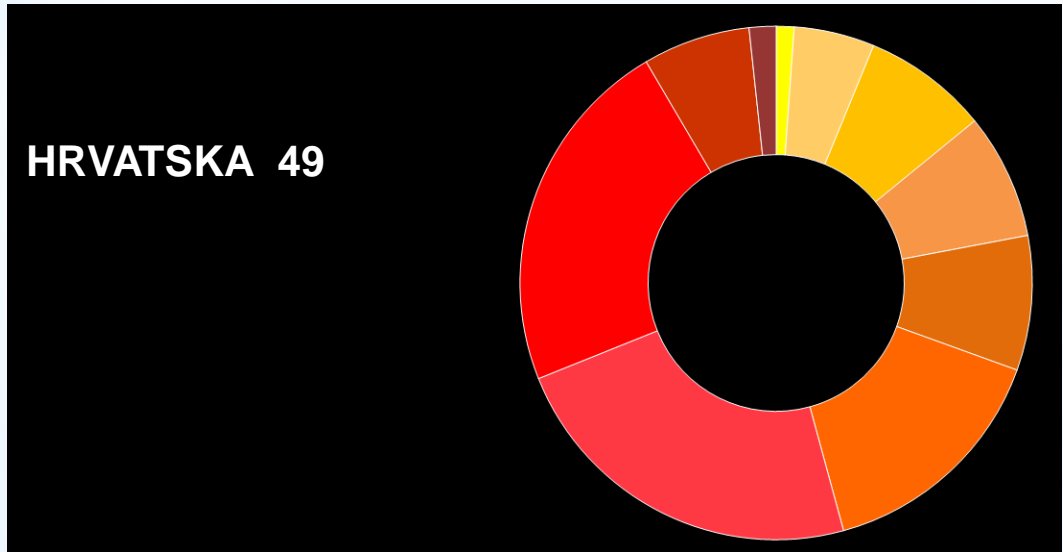
CPI 2016: NAJKORUMPIRANIJE DRŽAVE

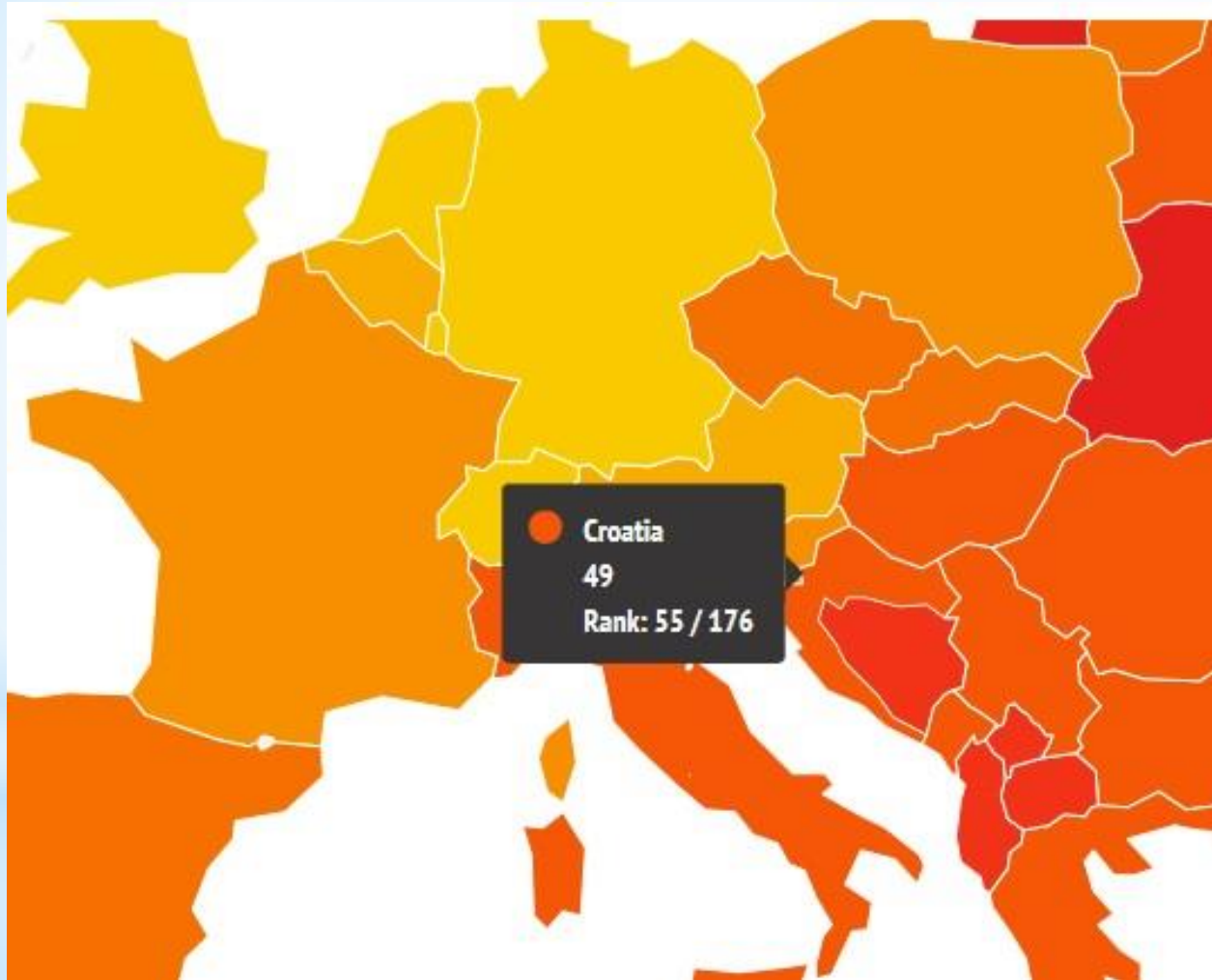
Sudan, Sjeverna Koreja i Somalija nalaze se na dnu ljestvice. U tim državama nedostaju odgovorni lideri, nema učinkovitih javnih institucija, te je potrebna mnogo jača borba protiv korupcije.

DRŽAVA	INDEKS
SUDAN	14
SIRIJA	13
SJEVERNA KOREA	12
JUŽNI SUDAN	11
SOMALIJA	10



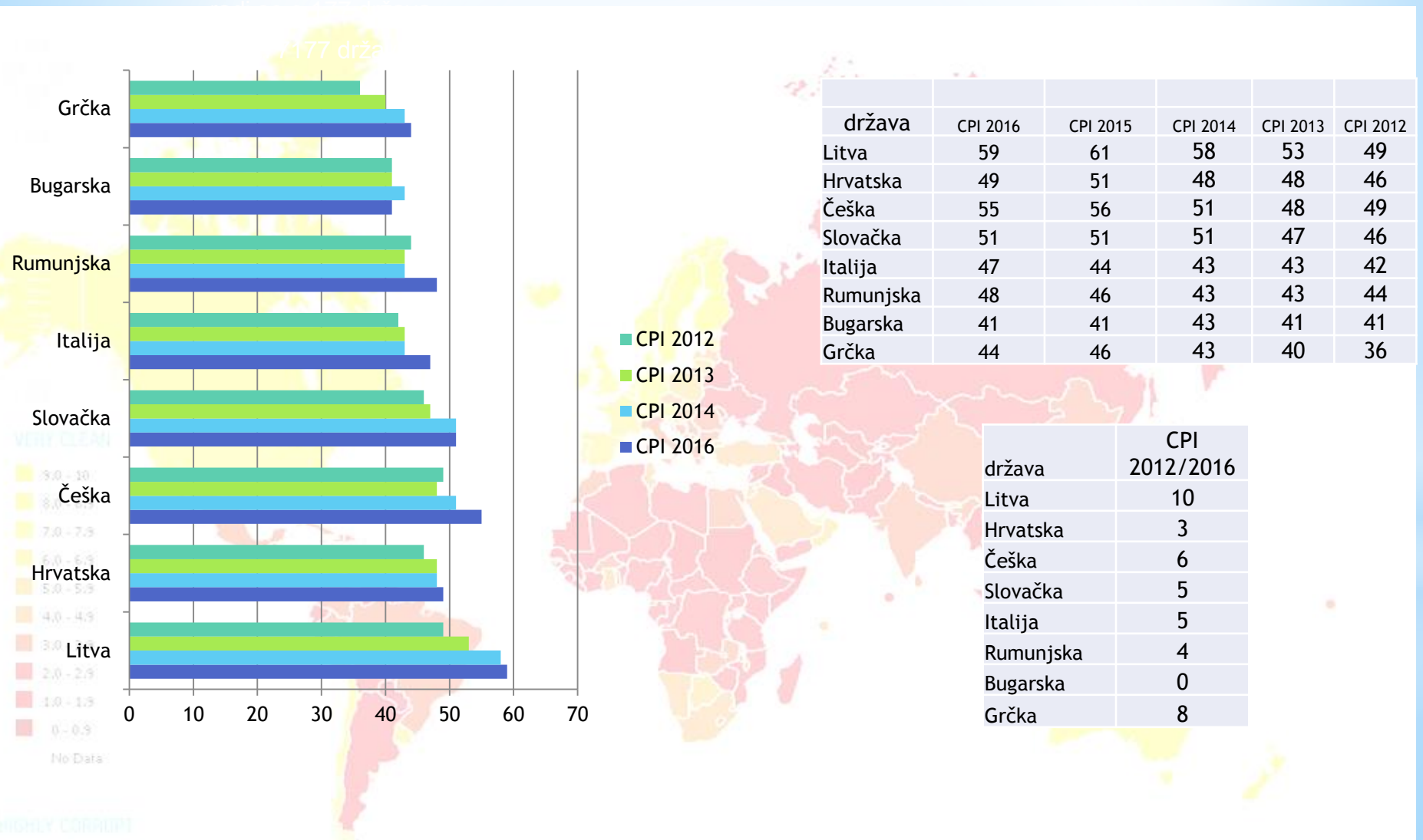
* INDEKS PERCEPCIJE KORUPCIJE 2016 HRVATSKA





* INDEKS PERCEPCIJE KORUPCIJE 2016

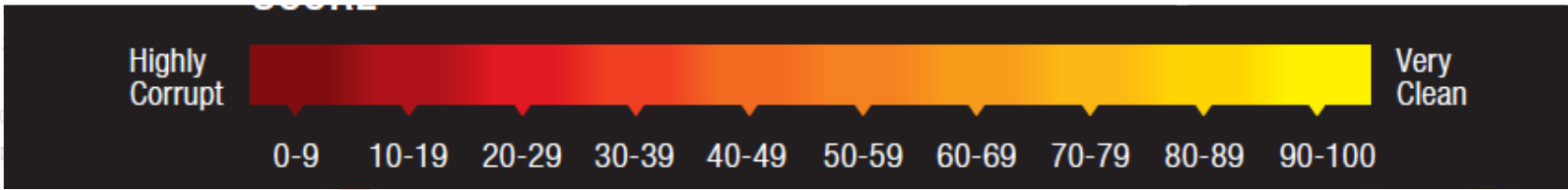
države EU koje su nam bliske prema CPI



* IPK 2016: HRVATSKA I REGIJA

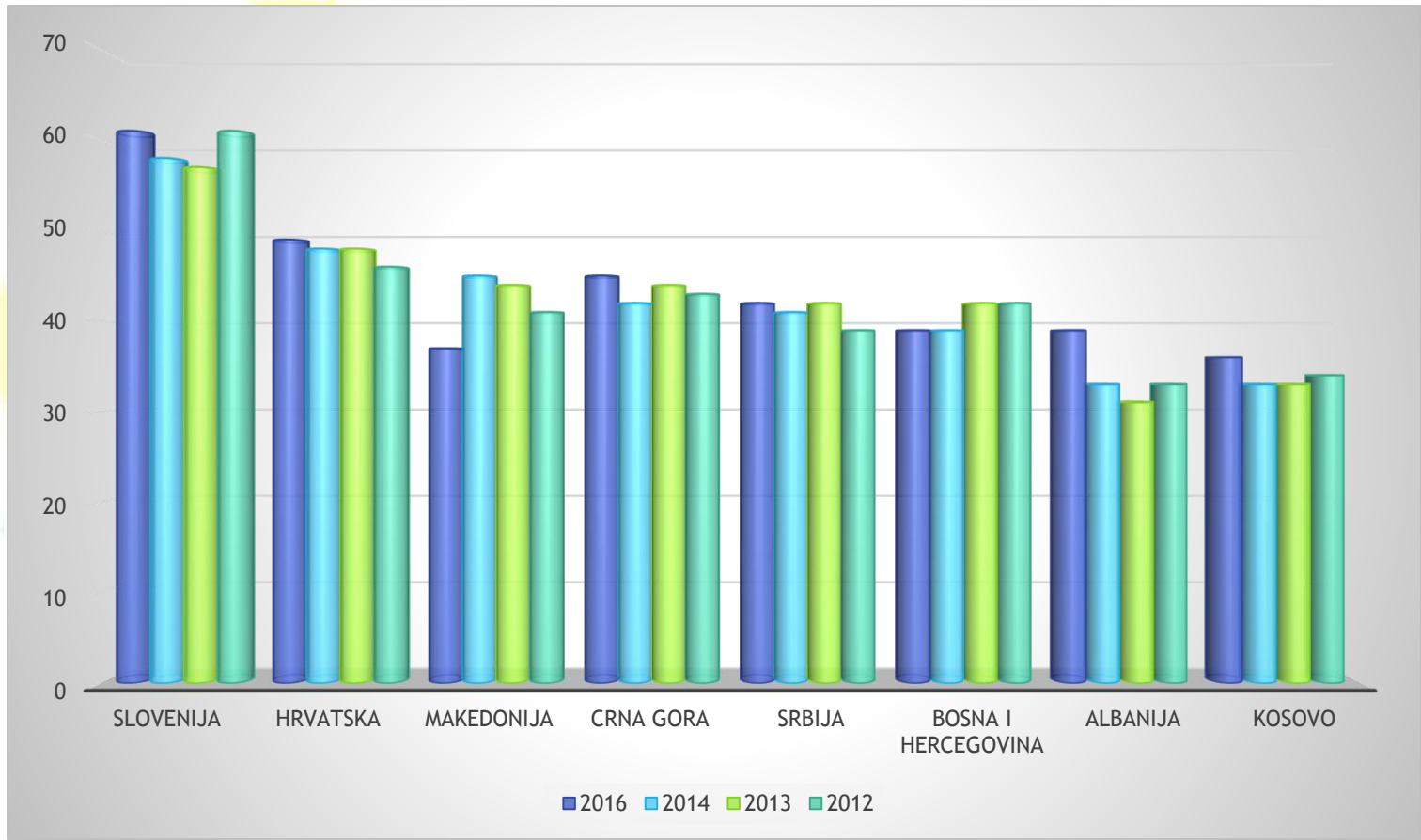
RANG	DRŽAVA	INDEKS
31	SLOVENIJA	61
55	HRVATSKA	49
64	CRNA GORA	45
90	MAKEDONIJA	37
72	SRBIJA	42
83	BIH	39
83	ALBANIJA	39
95	KOSOVO	36

VERY CORRUPT
9.0
8.0
7.0
6.0
5.0
4.0
3.0
2.0
1.0
0.0
No




HIGHLY CORRUPT

* HRVATSKA I REGIJA 2012/2016



VERY CLEAN
 9.0 - 10.0
 8.0 - 8.9
 7.0 - 7.9
 6.0 - 6.9
 5.0 - 5.9
 4.0 - 4.5
 3.0 - 3.9
 2.0 - 2.9
 1.0 - 1.9
 0 - 0.9
 No Data

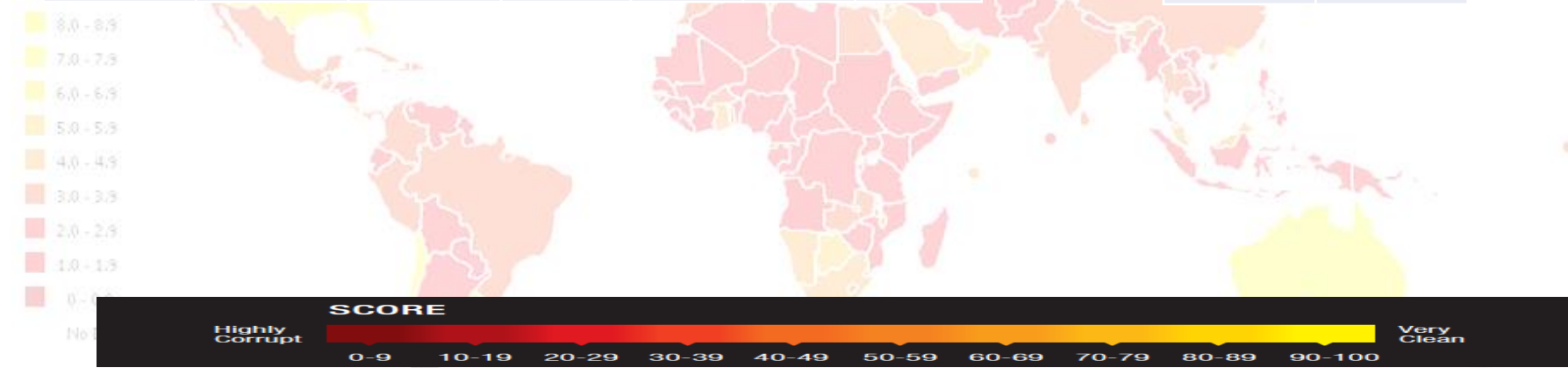


HIGHLY CORRUPT

* HRVATSKA I REGIJA 2015/2016

Država	BODOVI					2016/2015
	2016	2015	2014	2013	2012	
Slovenija	61	60	58	57	61	1
Hrvatska	49	51	48	48	46	-2
Makedonija	37	42	45	44	41	-5
Crna Gora	45	44	42	44	43	1
Srbija	42	40	41	42	39	2
Bosna i Hercegovina	39	38	39	42	42	1
Albanija	39	36	33	31	33	3
Kosovo	36	33	33	33	34	3

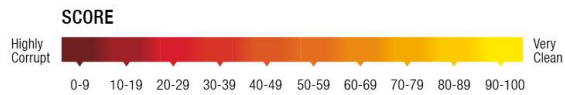
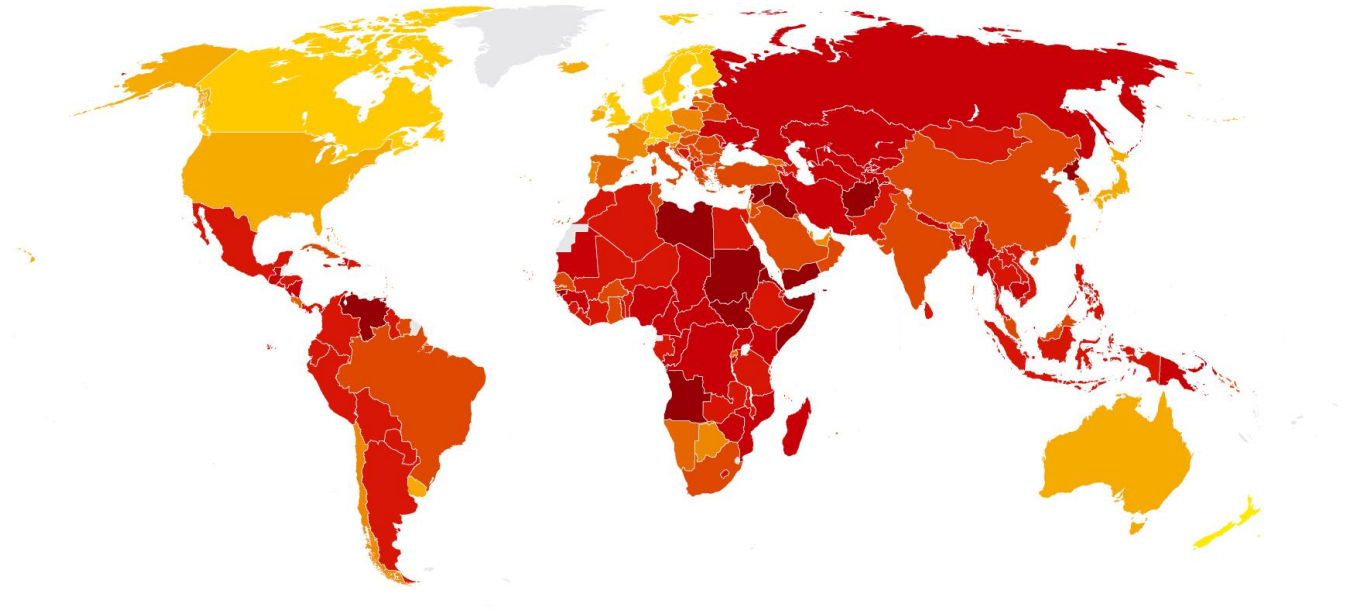
država	CPI 2012/2016
Slovenija	0
Hrvatska	3
Makedonija	-4
Crna Gora	4
Srbija	3
Bosna i Hercegovina	-3
Albanija	6
Kosovo	2





CORRUPTION PERCEPTIONS INDEX 2016

The perceived levels of public sector corruption in 176 countries/territories around the world.



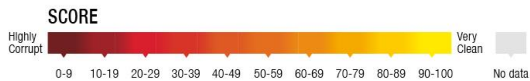
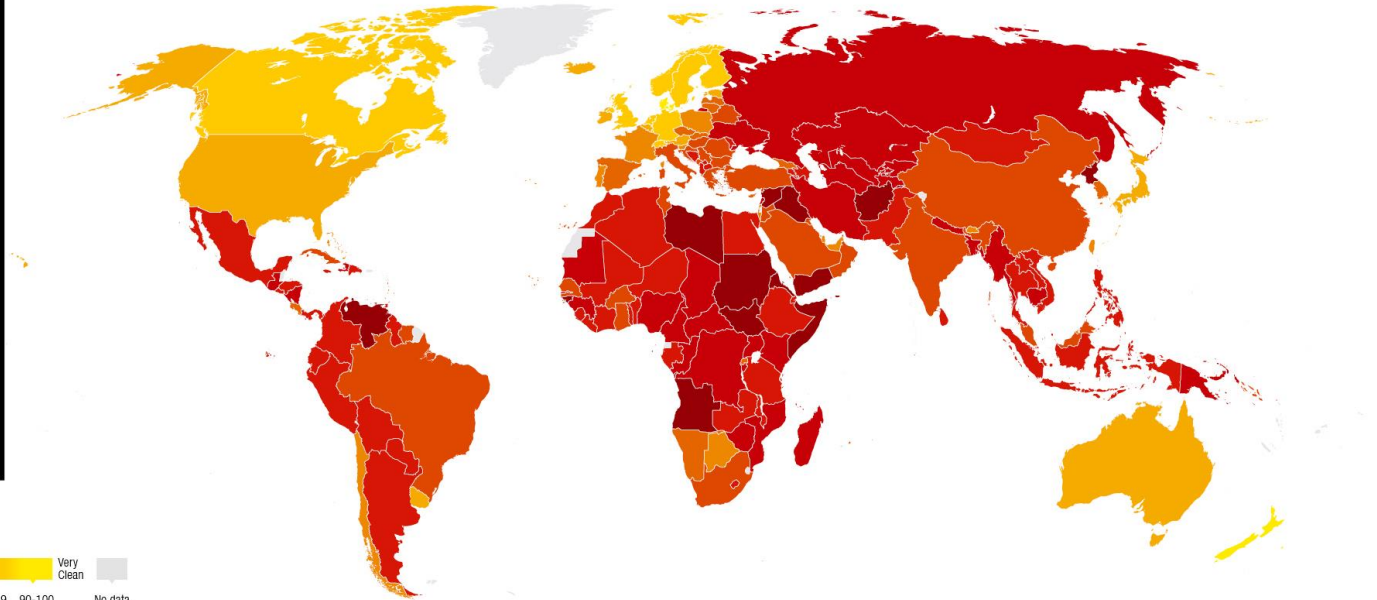
#cpi2016

www.transparency.org/cpi

This work from Transparency International, 2017 is licensed under CC BY-ND 4.0

CORRUPTION PERCEPTIONS INDEX 2016

The perceived levels of public sector corruption in 176 countries/territories around the world.



RANK	COUNTRY/TERRITORY	SCORE	RANK	COUNTRY/TERRITORY	SCORE	RANK	COUNTRY/TERRITORY	SCORE	RANK	COUNTRY/TERRITORY	SCORE	RANK	COUNTRY/TERRITORY	SCORE
1	Denmark	90	21	Uruguay	71	60	Italy	47	95	Sri Lanka	36	120	Myanmar	28
1	New Zealand	90	22	Estonia	70	62	Sao Tome and Principe	46	101	Gabon	35	136	Nigeria	28
3	Finland	89	23	France	69	61	Costa Rica	58	101	Niger	35	136	Papua New Guinea	28
4	Sweden	88	24	Bahamas	66	62	Saudi Arabia	46	101	Peru	35	142	Guinea	27
5	Switzerland	86	24	Chile	66	64	Montenegro	45	101	Philippines	35	142	Mauritania	27
6	Norway	85	24	United Arab Emirates	66	64	Oman	45	101	Thailand	35	142	Mozambique	27
7	Singapore	84	27	Bhutan	65	64	Senegal	45	101	Timor-Leste	35	145	Bangladesh	26
8	Netherlands	83	28	Israel	64	64	South Africa	45	101	Honduras	30	145	Cameroon	26
9	Canada	82	29	Poland	62	64	Suriname	45	101	Laos	30	145	Gambia	26
10	Germany	81	29	Portugal	62	69	Greece	44	108	Algeria	34	145	Kenya	26
10	Luxembourg	81	31	Barbados	61	70	Bahrain	43	108	Côte d'Ivoire	34	145	Madagascar	26
10	United Kingdom	81	31	Qatar	61	70	Ghana	43	108	Egypt	34	145	Nicaragua	26
13	Australia	79	31	Slovenia	61	72	Burkina Faso	42	108	Ethiopia	34	151	Tajikistan	25
14	Iceland	78	31	Taiwan	61	72	Serbia	42	113	Armenia	33	151	Uganda	25
15	Belgium	77	35	Botswana	60	72	Solomon Islands	42	113	Bolivia	33	153	Comoros	24
15	Hong Kong	77	35	Saint Lucia	60	75	Bulgaria	41	113	Vietnam	33	154	Turkmenistan	22
17	Austria	75	35	Saint Vincent and The Grenadines	60	75	Kuwait	41	116	Mali	32	154	Zimbabwe	22
18	United States	74	38	Cape Verde	59	75	Tunisia	41	116	Pakistan	32	156	Cambodia	21
19	Ireland	73	38	Dominica	59	79	Turkey	41	116	Tanzania	32	156	Democratic Republic of Congo	21
20	Japan	72	38	Lithuania	59	79	Belarus	40	116	Togo	32	156	Uzbekistan	21
						80	Cuba	47	95	Moldova	30	136	Lebanon	28
										123	Madagascar	26		
										123	Paraguay	30		
										123	Mexico	30		
										123	Azerbaijan	30		
										123	Djibouti	30		
										123	Laos	30		
										123	Honduras	30		
										123	Cameroon	26		
										123	Paraguay	30		
										123	Moldova	30		
										131	Iran	29		
										131	Kazakhstan	29		
										131	Nepal	29		
										131	Russia	29		
										131	Ukraine	29		
										136	Guatemala	28		
										136	Kyrgyzstan	28		
										136	Lebanon	28		